






# CEILING LAYOUT

## Family Unit - Type B



All measurements are approximate only.

LEGEND	
	2600mm MOISTURE RESISTANCE CEM BOARD
	2600mm PLASTER CEILING
	2750mm PLASTER CEILING
	2850mm PLASTER CEILING
	3050mm PLASTER CEILING